

An Inexpensive, Open-Source USB Arduino Data Acquisition Device for Chemical Instrumentation

James P. Grinias,[†] Jason T. Whitfield,^{†,‡} Erik D. Guetschow,[†] and Robert T. Kennedy^{*,†,§}

[†]Department of Chemistry, University of Michigan, Ann Arbor, Michigan 48109, United States


[‡]Department of Electrical Engineering and Computer Science, University of Michigan, Ann Arbor, Michigan 48109, United States

[§]Department of Pharmacology, University of Michigan, Ann Arbor, Michigan 48109, United States

S Supporting Information

ABSTRACT: Many research and teaching laboratories rely on USB data acquisition devices to collect voltage signals from instrumentation. However, these devices can be cost-prohibitive (especially when large numbers are needed for teaching laboratories) and require software to be developed for operation. In this article, we describe the development and use of an open-source USB data acquisition device (with 16-bit acquisition resolution) built using simple electronic components and an Arduino Uno that costs under \$50. Additionally, open-source software written in Python is included so that data can be acquired using nearly any PC or Mac computer with a simple USB connection. Use of the device was demonstrated for a sophomore-level analytical experiment using gas chromatography and a capillary electrophoresis-UV separation on an instrument used for research purposes.

KEYWORDS: Second-Year Undergraduate, Graduate Education/Research, Analytical Chemistry, Laboratory Instruction, Computer-Based Learning, Instrumental Methods, Laboratory Computing/Interfacing, Laboratory Equipment/Apparatus



INTRODUCTION

Open-source microelectronics have become increasingly useful in the field of analytical chemistry due to their low cost and integrated development interfaces.¹ In the research lab, microcontroller boards (such as the Arduino Uno) can be coupled to both in-house² and portable³ instrumentation for user control, data acquisition, and analysis. In undergraduate teaching laboratories, these devices enable students to gain hands-on experience with building and programming the instrumentation used in class projects.^{4,5} Examples of Arduino-based instrumentation used for laboratory experiments include a photometer,⁶ automated burets,^{7,8} and a polymerase chain reaction (PCR) thermocycler.⁴ During classroom demonstrations, Arduinos have been used to couple sensors such as pH meters or thermometers to either large LCD displays⁹ or real-time data graphs that can be displayed on a digital projector.¹⁰ In this technology report, we describe an in-house developed Arduino-based circuit for electronic data acquisition. While data acquisition schemes using Arduinos have been reported for other instruments,^{11–13} this setup utilizes open-source software written in Python to enable easy, low-cost data acquisition compatible with any PC or Mac. With all of the necessary software and hardware instructions provided here, this device can be a useful alternative for USB-driven data acquisition devices requiring more expensive software packages.^{14,15}

HOW IT WORKS

The device utilizes an Arduino Uno and 16-bit analog-to-digital converter (ADC) (ADS1115, Adafruit Industries, New York) for control and data acquisition (Figure 1). The ADC, which




Figure 1. Photograph of the Arduino Uno, the ADS1115 Analog-to-Digital Converter placed onto a circuit breadboard, and the wiring connections needed for the data acquisition device.

Received: April 18, 2016

Revised: June 2, 2016

Published: June 22, 2016

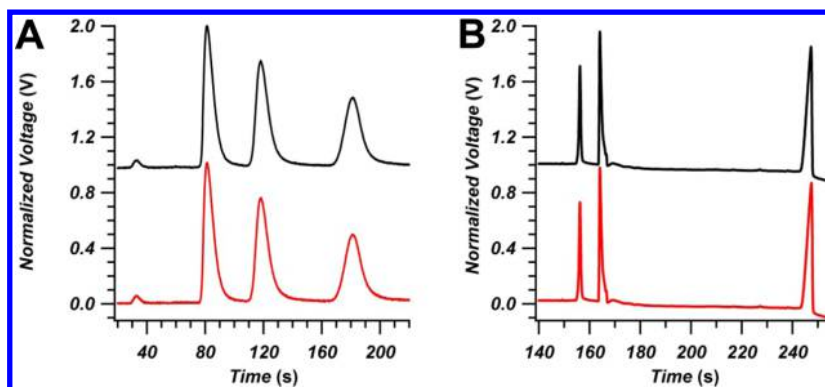


Figure 2. Comparison of data collected (and normalized to 1 V) using pre-existing software (red traces) to the Arduino-ADS1115 device described in this paper (black traces, offset by 1 V for clarity). In panel A, the separation of 1-propanol, 1-butanol, and 1-pentanol (with air as a dead-time marker) on a packed GC column for a sophomore-level analytical lab is shown. In panel B, the separation of thiourea, dopamine, and serine with a commercial capillary electrophoresis-UV research instrument is demonstrated. Full information on the separation conditions and instrumentation can be found in the [Supporting Information](#).

enables higher resolution data acquisition than is possible with an Arduino Uno alone, is mounted on a solderless breadboard and connected to the microcontroller via jumper cables (full circuit diagrams for setup are provided in the [Supporting Information](#)). Though not shown here, an electronics enclosure can be used to protect the device from laboratory spills if needed. During use, the Arduino is connected to a standard USB-port on any laptop or desktop computer to supply power (up to 5 V at ~ 500 mA) and enable data acquisition. The entire cost of the setup shown in [Figure 1](#) is under \$50, which is one-half to one-third the cost of widely used, commercially available USB data acquisition devices. Details on parts and vendors for the device described here, as well as a table of direct comparisons with five commercial USB devices, are included in the [Supporting Information](#).

The open-source software used to control this device was developed in Python. A Python-based toolset for instrument control using Arduinos called Instrumentino was previously described,¹⁶ but we have used a different set of routines to simplify the user interface for USB data acquisition. On the instrument front panel (see the [Supporting Information](#)), users are able to select the serial port for data transfer to the connected computer, the analog input channel for data acquisition, the data acquisition rate, the file time length, and the file path/name. The data are output as a tab-delimited text file and can easily be replotted and analyzed in any spreadsheet or graphing program. Although data acquisition rates up to 860 Hz are possible with the ADC breakout board, the maximum rate was limited to 500 Hz in the software to ensure stable data acquisition over time. This rate is lower than that achievable by many commercial USB data acquisition setups but is sufficient for most classroom¹⁷ and laboratory experiments¹⁸ (excluding the use of ultrafast techniques^{19,20} and oversampling filters²¹). A key advantage of the open-source software is that it can be installed on nearly any PC or Mac computer (including student laptops, if so desired) without a software license, which can be a costly addition to data acquisition setups depending on the program.

■ USING THE DEVICE

To demonstrate the use of the Arduino Uno-based data acquisition device with our open-source software and compare it to commercial acquisition modes, experiments commonly found in teaching and research laboratory settings were

conducted. Within our analytical teaching laboratory (a sophomore-level course typically enrolling about 20 students in a 4 h laboratory period led by a teaching assistant), one two-period experiment involves the separation and identification of alcohols by gas chromatography with a thermal conductivity detector (GC-TCD). In [Figure 2A](#), chromatograms from the separation of three alcohols (air as dead-time marker, 1-propanol, 1-butanol, and 1-pentanol) on a packed GC column acquired using the existing LabJack interface and the Arduino-based device described here are compared. The chromatograms are identical, demonstrating that this open-source device is a low-cost replacement for the current data acquisition scheme used in the teaching lab. Although not implemented here, the actual building of the Arduino device could also be incorporated into a laboratory experiment that uses the device for added hands-on experience with open-source electronics.^{4,6} In our own research group, the Arduino Uno was used to acquire data directly from an Agilent 7100 CE instrument with integrated UV detection. Here, the data acquired by the manufacturer software are the same as those obtained with the Uno and Python software for the separation of thiourea, dopamine, and serine ([Figure 2B](#)).

For many time-based experiments on home-built instrumentation where acquisition rates up to 500 Hz are sufficient, such as amperometry or chromatography, this device is an ideal option for data acquisition with 16-bit signal resolution. Commercially available devices capable of 16-bit data acquisition can exceed \$300, making them potentially unsuitable for large-scale deployment in teaching settings. Many instruments are able to send a digital signal (via relay or contact closure) to trigger data acquisition. An option to detect this external trigger using a digital input on the Arduino is included in the software (see the [Supporting Information](#)) to enable further integration with existing instrumentation. The device described in this report enables logging of voltage signals from both commercial and home-built instrumentation into our open-source software that can be used on nearly any computer at a lower cost than that of many commercial alternatives. To further reduce costs, other parts of chemical instrumentation such as flow control²² and detection^{6,23} can also be constructed and controlled with microcontroller devices whether for research or teaching needs. With such home-built detectors, there is a need to convert a chemical signal into a voltage that can be detected; the study of these circuits can be added to the

curriculum in both undergraduate and graduate analytical courses to further student understanding of instrument design.^{4,6} If the needs for a specific experiment exceed those of the device described here, a number of other micro-controllers and programming languages can be utilized,¹ and necessary circuit components can be integrated onto a single printed circuit board.²⁴

CONCLUSION

In this report, we have detailed the design and use of a 16-bit data acquisition device using the Arduino Uno with open-source Python software as a tool for both teaching and research laboratories. At under \$50, this device costs significantly less than comparable commercial products; it does not require access to commercial software licenses, either. For laboratory courses that require a number of acquisition setups, Arduinos are a cost-effective option, especially with the included software that can be installed on individual student computers if enough are not available in the lab. With an easy-to-construct layout using widely available parts, this USB data acquisition setup should be ready to use in nearly any setting where a voltage-vs-time signal needs to be collected.

ASSOCIATED CONTENT

Supporting Information

The Supporting Information is available on the ACS Publications website at DOI: 10.1021/acs.jchemed.6b00262.

Instructions on use and how to download other Python dependencies, wiring diagram and parts list, and a comparison to commercially available USB data acquisition devices (PDF)

Copy of the described Python software (ZIP)

AUTHOR INFORMATION

Corresponding Author

*E-mail: rtkenn@umich.edu.

Notes

The authors declare no competing financial interest.

ACKNOWLEDGMENTS

The authors would like to acknowledge James Vollmers, Mou-Chi Cheng, and Daniel Steyer for help with acquiring the GC data, Claire Ouimet for help with acquiring the CE data, and Brian Coppola for helpful discussions regarding this manuscript. This project was supported by NIH Grant R37 EB003320 to R.T.K., NIH F32 Grant EB019800 to J.P.G., the American Chemical Society Division of Analytical Chemistry Graduate Fellowship sponsored by Eli Lilly and Company to E.D.G., and the University of Michigan Undergraduate Research Opportunity Program Supplementary Research Fund.

REFERENCES

- (1) Urban, P. L. Universal Electronics for Miniature and Automated Chemical Assays. *Analyst* **2015**, *140* (4), 963–975.
- (2) See, H. H.; Hauser, P. C. Automated Electric-Field-Driven Membrane Extraction System Coupled to Liquid Chromatography–Mass Spectrometry. *Anal. Chem.* **2014**, *86* (17), 8665–8670.
- (3) Priye, A.; Wong, S. S.-S.; Bi, Y.; Carpio, M.; Chang, J.; Coen, M.; Cope, D.; Harris, J.; Johnson, J.; Keller, A.; Lim, R.; Lu, S.; Millard, A.; Pangelinan, A.; Patel, N.; Smith, L.; Chan, K.; Ugaz, V. M. Lab-on-a

Drone: Toward Pinpoint Deployment of Smartphone-Enabled Nucleic Acid-Based Diagnostics for Mobile Health Care. *Anal. Chem.* **2016**, *88*, 4651.

- (4) Mabbott, G. A. Teaching Electronics and Laboratory Automation Using Microcontroller Boards. *J. Chem. Educ.* **2014**, *91* (9), 1458–1463.

- (5) Urban, P. L. Open-Source Electronics As a Technological Aid in Chemical Education. *J. Chem. Educ.* **2014**, *91* (5), 751–752.

- (6) McClain, R. L. Construction of a Photometer as an Instructional Tool for Electronics and Instrumentation. *J. Chem. Educ.* **2014**, *91* (5), 747–750.

- (7) Cao, T.; Zhang, Q.; Thompson, J. E. Designing, Constructing, and Using an Inexpensive Electronic Buret. *J. Chem. Educ.* **2015**, *92* (1), 106–109.

- (8) Famularo, N.; Kholod, Y.; Kosenkov, D. Integrating Chemistry Laboratory Instrumentation into the Industrial Internet: Building, Programming, and Experimenting with an Automatic Titrator. *J. Chem. Educ.* **2016**, *93* (1), 175–181.

- (9) Kubínová, Š.; Šlégr, J. ChemDuino: Adapting Arduino for Low-Cost Chemical Measurements in Lecture and Laboratory. *J. Chem. Educ.* **2015**, *92* (10), 1751–1753.

- (10) Walkowiak, M.; Nehring, A. Using ChemDuino, Excel, and PowerPoint as Tools for Real-Time Measurement Representation in Class. *J. Chem. Educ.* **2016**, *93* (4), 778–780.

- (11) Francisco, K. J. M.; do Lago, C. L. A Compact and High-Resolution Version of a Capacitively Coupled Contactless Conductivity Detector. *Electrophoresis* **2009**, *30* (19), 3458–3464.

- (12) Hassan, J. J.; Mahdi, M. A.; Chin, C. W.; Abu-Hassan, H.; Hassan, Z. A High-Sensitivity Room-Temperature Hydrogen Gas Sensor Based on Oblique and Vertical ZnO Nanorod Arrays. *Sens. Actuators, B* **2013**, *176*, 360–367.

- (13) Bond, M.; Elguea, C.; Yan, J. S.; Pawlowski, M.; Williams, J.; Wahed, A.; Oden, M.; Tkaczyk, T. S.; Richards-Kortum, R. Chromatography Paper as a Low-Cost Medium for Accurate Spectrophotometric Assessment of Blood Hemoglobin Concentration. *Lab Chip* **2013**, *13* (12), 2381.

- (14) Muyskens, M. A.; Glass, S. V.; Wietsma, T. W.; Gray, T. M. Data Acquisition in the Chemistry Laboratory Using LabVIEW Software. *J. Chem. Educ.* **1996**, *73* (12), 1112.

- (15) Antler, M.; Salin, E.; Wilczek-Vera, G. Teaching Data Acquisition. An Undergraduate Experiment in the Advanced Analytical Chemistry Laboratory. *J. Chem. Educ.* **2005**, *82* (3), 425.

- (16) Koenka, I. J.; Sáiz, J.; Hauser, P. C. Instrumentino: An Open-Source Modular Python Framework for Controlling Arduino Based Experimental Instruments. *Comput. Phys. Commun.* **2014**, *185* (10), 2724–2729.

- (17) Bender, T. A.; Booth, J.; Walker, E. B. Fast Analytical Separations with High-Pressure Liquid Chromatography. *J. Chem. Educ.* **2013**, *90* (8), 1061–1063.

- (18) Wahab, M. F.; Dasgupta, P. K.; Kadjo, A. F.; Armstrong, D. W. Sampling Frequency, Response Times and Embedded Signal Filtration in Fast, High Efficiency Liquid Chromatography: A Tutorial. *Anal. Chim. Acta* **2016**, *907*, 31–44.

- (19) Mallon, C.; Keyes, T. E.; Forster, R. J. Ultrafast Electrochemical Techniques. In *Encyclopedia of Analytical Chemistry*; John Wiley & Sons, Ltd: Chichester, UK, 2013.

- (20) Guetschow, E. D.; Kumar, S.; Lombard, D. B.; Kennedy, R. T. Identification of Sirtuin 5 Inhibitors by Ultrafast Microchip Electrophoresis Using Nanoliter Volume Samples. *Anal. Bioanal. Chem.* **2016**, *408* (3), 721–731.

- (21) Laude, N. D.; Atcherley, C. W.; Heien, M. L. Rethinking Data Collection and Signal Processing. 1. Real-Time Oversampling Filter for Chemical Measurements. *Anal. Chem.* **2012**, *84* (19), 8422–8426.

- (22) Hsieh, K.-T.; Liu, P.-H.; Urban, P. L. Automated on-Line Liquid–liquid Extraction System for Temporal Mass Spectrometric Analysis of Dynamic Samples. *Anal. Chim. Acta* **2015**, *894*, 35–43.

- (23) Hu, J.-B.; Chen, T.-R.; Chen, Y.-C.; Urban, P. L. Microcontroller-Assisted Compensation of Adenosine Triphosphate Levels: Instrument and Method Development. *Sci. Rep.* **2015**, *5*, 8135.

(24) Hercog, D.; Gergič, B. A Flexible Microcontroller-Based Data Acquisition Device. *Sensors* **2014**, *14* (6), 9755–9775.